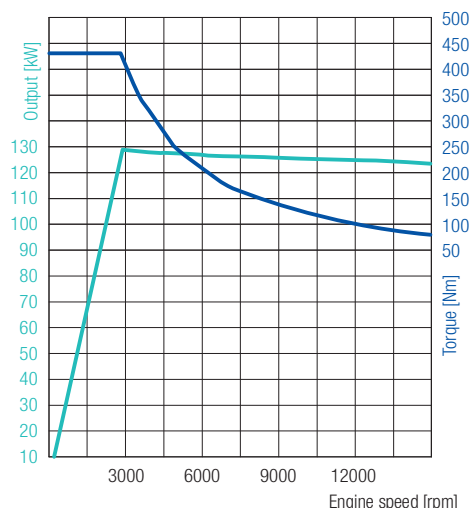


eCANTER 7C18e

LEFT-HAND DRIVE

MODEL / VEHICLE TYPE		7C18e			
Cab type / crew		Comfort, single cab / 3			
Battery variant		M			
Model variant		84006515	84006715	84006815	84006915
FUSO model code		FEC7KELDSEU2	FEC7KGLDSEU2	FEC7KHLDSEU2	FEC7KKLDSEU2
DIMENSIONS (MM)					
Wheelbase		3400	3850	4450	4750
Overall length		6014	6691	7191	7741
Cab length		1631			
Width overall		2126			
Cab width		2098			
Height overall		2214–2287	2213–2286	2206–2261	2204–2281
Track width		Front / rear		1665 / 1660	
Frame height (at end of frame)		212			
Ground clearance		255	275	270	
Cab to rear axle		2875	3325	3925	4229
Cab to end of frame		4310	5060	5560	6110
Maximum body length ²⁾		4985	5728	6718	7213
Frame width		850			
Front overhang		1146			
Rear overhang		1395	1695	1595	1845
Front axle to front of body		625			
Recommended distance cab to body		100			
WEIGHTS (KG)					
Empty weight ¹⁾		3245	3270	3295	3320
		Front / rear		1720 / 1525	
Minimum vehicle weight		3440	3465	3490	3515
Gross vehicle weight		7490			
Axle loads ¹⁾		Front / rear		3100 / 5990	
Chassis load bearing capacity ²⁾		4245	4220	4195	4170
DRIVING PERFORMANCE AND AGILITY					
Maximum speed		km/h		89	
Minimum turning circle (m)		Kerb to kerb		12.4	
		Wall to wall		13.8	
				15.6	
				17.2	
				18.0	

1) The weight refers to the base vehicle (European series, including high voltage battery, tyre sealant, tools and driver with 75 kg) without optional equipment. If any optional equipment is added, the weight changes accordingly.
 2) Calculated maximum value which should be checked depending on the body and application. Subject to change without notice. All data is approximate.



129 kW (175 hp)
430 Nm

eCANTER 7C18e LEFT-HAND DRIVE

ELECTRIC DRIVE

Type	S40		
Peak output / continuous output	129 kW (175 hp) / 110 kW (150 hp)		
Rated torque / continuous torque	430 Nm / 250 Nm		
PTO (optional)	Type	mPTO with pump connection	mPTO with pulley
	Rated torque	222 Nm at 2000 rpm	64 Nm at 7000 rpm
	Continuous power / torque	17 kW / 166 Nm, maximum 2000 rpm	17 kW / 46 Nm, maximum 7000 rpm
	Gear ratio	0.286	–

HIGH VOLTAGE BATTERY

Battery variant	M		
Capacity usable / installed	kWh	78 / 82	
Weight ³⁾	kg	900	
Range ⁴⁾	km	140	

CHARGING

Connection type / -variants	CCS TYP 2 (AC / DC)		
Maximum charging capacity AC / DC	kW	22 / 104	
Maximum charging time AC ⁵⁾	0–100 %	h:min	4:54
Maximum charging time DC ⁵⁾	20–80 %	h:min	0:26
	5–90 %	h:min	0:44

POWERTRAIN

Climbing ability	20 %
------------------	------

CHASSIS

Front axle / rear axle	Leaf springs / E-axle		
Tyres	205/75 R 17.5		
Wheel	17.5 x 6.00 - 127		
Steering	Left-hand drive	Recirculating ball steering with power assist, tilting telescopic steering column with steering-wheel lock	
Brake	Service brake	Hydraulic with vacuum power assist, dual-circuit with load-dependent brake proportioning valve at rear wheels	
	Front / rear	Disc brake (310 x 40 mm / 314 x 35 mm)	
	Parking brake	Electromechanical brake caliper on rear disc brake	
Suspension	Front / rear	Semi-elliptic leaf springs with shock absorber and stabilizer	
Frame	Type	Ladder-type frame with reinforcements and crossmembers	
Electrical system – low voltage batteries	Series / optional	12 V (80 Ah) / 24 V (80 + 60 Ah)	

3) The specified weight includes both the battery(ies) with 325 kg each and the peripheral installations (cabling, temperature control, protection, etc.).

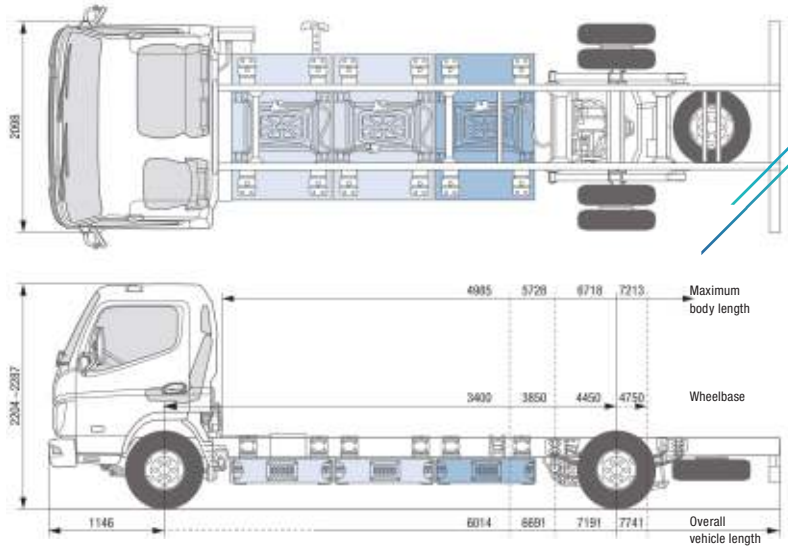
4) The range depends on various factors such as load, driving style, topography, ambient temperature or weather, battery age, vehicle equipment. The actual range may vary.

The given values for the range were tested with a box body, a load of 50% of the payload, an ambient temperature of 20 °C and an average battery age.

5) The charging time depends on various factors such as the charging capacity of the vehicle and charging station, the battery's state of charge, ambient and battery temperature.

The given values for the charging time were tested under optimum ambient temperature of 20 °C.

The illustrations may contain accessories and items of optional equipment which are not part of the standard specification. The data sheet may contain product types and support services not available in certain countries.



eCANTER 7C18e

LEFT-HAND DRIVE

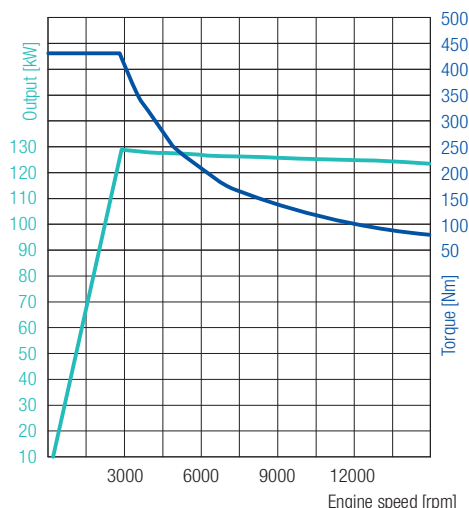
MODEL / VEHICLE TYPE	7C18e	
Cab type / crew	Comfort, single cab / 3	
Battery variant	L	
Model variant	84007815	84007915
FUSO model code	FEC7KHLESEU2	FEC7KKLESEU2

DIMENSIONS (MM)		
Wheelbase	4450	4750
Overall length	7191	7741
Cab length		1631
Width overall		2126
Cab width		2098
Height overall	2206–2261	2209–2281
Track width	Front / rear	1665 / 1660
Frame height (at end of frame)		212
Ground clearance		270
Cab to rear axle	3925	4229
Cab to end of frame	5560	6110
Maximum body length ²⁾	6718	7213
Frame width		850
Front overhang		1146
Rear overhang	1595	1845
Front axle to front of body		625
Recommended distance cab to body		100

WEIGHTS (KG)		
Empty weight ¹⁾		3745
	Front / rear	1985 / 1760
Minimum vehicle weight		3940
Gross vehicle weight		7490
Axle loads ¹⁾	Front / rear	3100 / 5990
Chassis load bearing capacity ²⁾		3745

DRIVING PERFORMANCE AND AGILITY		
Maximum speed	km/h	89
Minimum turning circle (m)	Kerb to kerb	15.6
	Wall to wall	17.2

1) The weight refers to the base vehicle (European series, including high voltage battery, tyre sealant, tools and driver with 75 kg) without optional equipment. If any optional equipment is added, the weight changes accordingly.
 2) Calculated maximum value which should be checked depending on the body and application. Subject to change without notice. All data is approximate.



129 kW (175 hp)
430 Nm

eCANTER 7C18e

LEFT-HAND DRIVE

ELECTRIC DRIVE

Type	S40		
Peak output / continuous output	129 kW (175 hp) / 110 kW (150 hp)		
Rated torque / continuous torque	430 Nm / 250 Nm		
PTO (optional)	Type	mPTO with pump connection	mPTO with pulley
	Rated torque	222 Nm at 2000 rpm	64 Nm at 7000 rpm
	Continuous power / torque	17 kW / 166 Nm, maximum 2000 rpm	17 kW / 46 Nm, maximum 7000 rpm
	Gear ratio	0.286	–

HIGH VOLTAGE BATTERY

Battery variant	L		
Capacity usable / installed	kWh	116 / 124	
Weight ³⁾	kg	1350	
Range ⁴⁾	km	200	

CHARGING

Connection type / -variants	CCS TYP 2 (AC / DC)		
Maximum charging capacity AC / DC	kW	22 / 104	
Maximum charging time AC ⁵⁾	0–100 %	h:min	6:00
Maximum charging time DC ⁵⁾	20–80 %	h:min	0:39
	5–90 %	h:min	1:16

POWERTRAIN

Climbing ability	20 %
------------------	------

CHASSIS

Front axle / rear axle	Leaf springs / E-axle		
Tyres	205/75 R 17.5		
Wheel	17.5 x 6.00 - 127		
Steering	Left-hand drive	Recirculating ball steering with power assist, tilting telescopic steering column with steering-wheel lock	
Brake	Service brake	Hydraulic with vacuum power assist, dual-circuit with load-dependent brake proportioning valve at rear wheels	
	Front / rear	Disc brake (310 x 40 mm / 314 x 35 mm)	
	Parking brake	Electromechanical brake caliper on rear disc brake	
Suspension	Front / rear	Semi-elliptic leaf springs with shock absorber and stabilizer	
Frame	Type	Ladder-type frame with reinforcements and crossmembers	
Electrical system – low voltage batteries	Series / optional	12 V (80 Ah) / 24 V (80 + 60 Ah)	

3) The specified weight includes both the battery(ies) with 325 kg each and the peripheral installations (cabling, temperature control, protection, etc.).

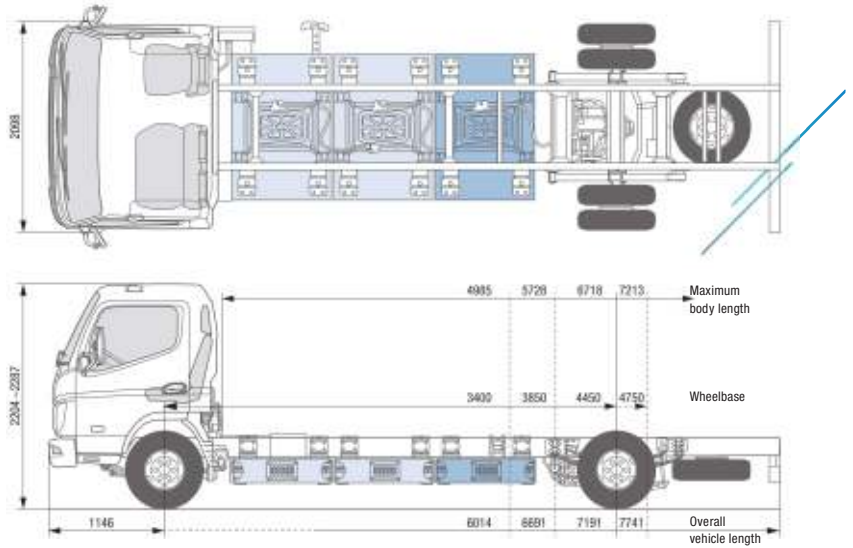
4) The range depends on various factors such as load, driving style, topography, ambient temperature or weather, battery age, vehicle equipment. The actual range may vary.

The given values for the range were tested with a box body, a load of 50% of the payload, an ambient temperature of 20 °C and an average battery age.

5) The charging time depends on various factors such as the charging capacity of the vehicle and charging station, the battery's state of charge, ambient and battery temperature.

The given values for the charging time were tested under optimum ambient temperature of 20 °C.

The illustrations may contain accessories and items of optional equipment which are not part of the standard specification. The data sheet may contain product types and support services not available in certain countries.

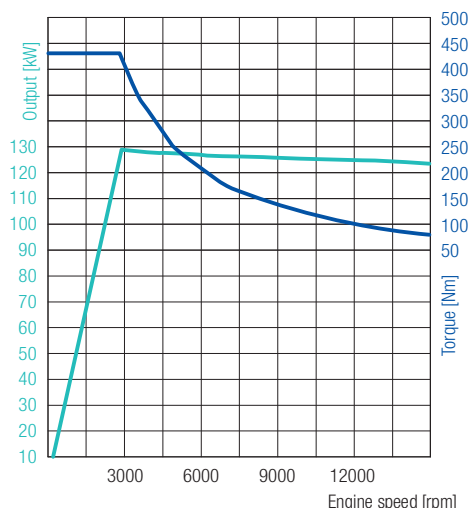


eCANTER 7C18e

RIGHT-HAND DRIVE

MODEL / VEHICLE TYPE		7C18e			
Cab type / crew		Comfort, single cab / 3			
Battery variant		M			
Model variant		84006525	84006725	84006825	84006925
FUSO model code		FEC7KERDSEU2	FEC7KGRDSEU2	FEC7KHRDSEU2	FEC7KKRDSEU2
DIMENSIONS (MM)					
Wheelbase		3400	3850	4450	4750
Overall length		6014	6691	7191	7741
Cab length		1631			
Width overall		2126			
Cab width		2098			
Height overall		2214–2287	2213–2286	2206–2261	2204–2281
Track width		Front / rear		1665 / 1660	
Frame height (at end of frame)		212			
Ground clearance		255	275	270	
Cab to rear axle		2875	3325	3925	4229
Cab to end of frame		4310	5060	5560	6110
Maximum body length ²⁾		4985	5728	6718	7213
Frame width		850			
Front overhang		1146			
Rear overhang		1395	1695	1595	1845
Front axle to front of body		625			
Recommended distance cab to body		100			
WEIGHTS (KG)					
Empty weight ¹⁾		3245	3270	3295	3320
		Front / rear		1720 / 1525	
Minimum vehicle weight		3440	3465	3490	3515
Gross vehicle weight		7490			
Axle loads ¹⁾		Front / rear		3100 / 5990	
Chassis load bearing capacity ²⁾		4245	4220	4195	4170
DRIVING PERFORMANCE AND AGILITY					
Maximum speed		km/h		89	
Minimum turning circle (m)		Kerb to kerb		12.4	
		Wall to wall		13.8	
				15.6	
				17.2	
				18.0	

1) The weight refers to the base vehicle (European series, including high voltage battery, tyre sealant, tools and driver with 75 kg) without optional equipment. If any optional equipment is added, the weight changes accordingly.
 2) Calculated maximum value which should be checked depending on the body and application. Subject to change without notice. All data is approximate.



129 kW (175 hp)
430 Nm

eCANTER 7C18e RIGHT-HAND DRIVE

ELECTRIC DRIVE

Type	S40		
Peak output / continuous output	129 kW (175 hp) / 110 kW (150 hp)		
Rated torque / continuous torque	430 Nm / 250 Nm		
PTO (optional)	Type	mPTO with pump connection	mPTO with pulley
	Rated torque	222 Nm at 2000 rpm	64 Nm at 7000 rpm
	Continuous power / torque	17 kW / 166 Nm, maximum 2000 rpm	17 kW / 46 Nm, maximum 7000 rpm
	Gear ratio	0.286	–

HIGH VOLTAGE BATTERY

Battery variant	M		
Capacity usable / installed	kWh	78 / 82	
Weight ³⁾	kg	900	
Range ⁴⁾	km	140	

CHARGING

Connection type / -variants	CCS TYP 2 (AC / DC)		
Maximum charging capacity AC / DC	kW	22 / 104	
Maximum charging time AC ⁵⁾	0–100 %	h:min	4:54
Maximum charging time DC ⁵⁾	20–80 %	h:min	0:26
	5–90 %	h:min	0:44

POWERTRAIN

Climbing ability	20 %
------------------	------

CHASSIS

Front axle / rear axle	Leaf springs / E-axle		
Tyres	205/75 R 17.5		
Wheel	17.5 x 6.00 - 127		
Steering	Right-hand drive	Recirculating ball steering with power assist, tilting telescopic steering column with steering-wheel lock	
Brake	Service brake	Hydraulic with vacuum power assist, dual-circuit with load-dependent brake proportioning valve at rear wheels	
	Front / rear	Disc brake (310 x 40 mm / 314 x 35 mm)	
	Parking brake	Electromechanical brake caliper on rear disc brake	
Suspension	Front / rear	Semi-elliptic leaf springs with shock absorber and stabilizer	
Frame	Type	Ladder-type frame with reinforcements and crossmembers	
Electrical system – low voltage batteries	Series / optional	12 V (80 Ah) / 24 V (80 + 60 Ah)	

3) The specified weight includes both the battery(ies) with 325 kg each and the peripheral installations (cabling, temperature control, protection, etc.).

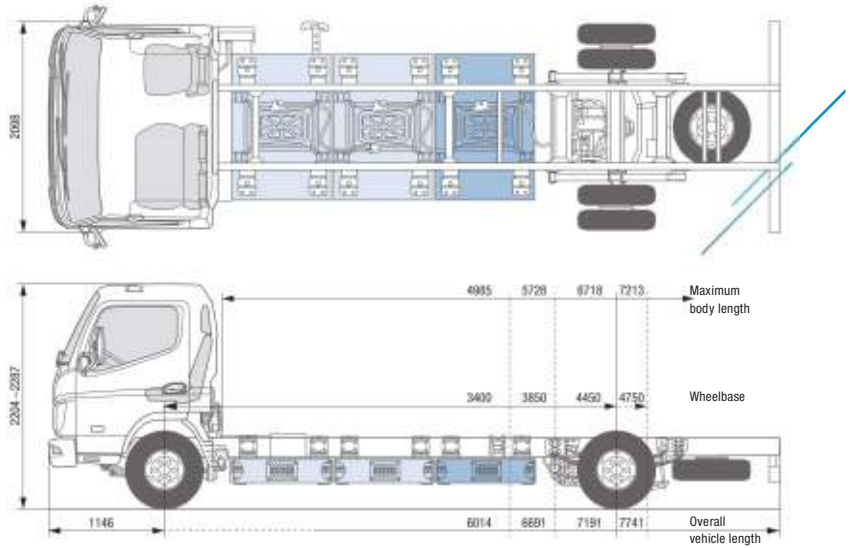
4) The range depends on various factors such as load, driving style, topography, ambient temperature or weather, battery age, vehicle equipment. The actual range may vary.

The given values for the range were tested with a box body, a load of 50% of the payload, an ambient temperature of 20 °C and an average battery age.

5) The charging time depends on various factors such as the charging capacity of the vehicle and charging station, the battery's state of charge, ambient and battery temperature.

The given values for the charging time were tested under optimum ambient temperature of 20 °C.

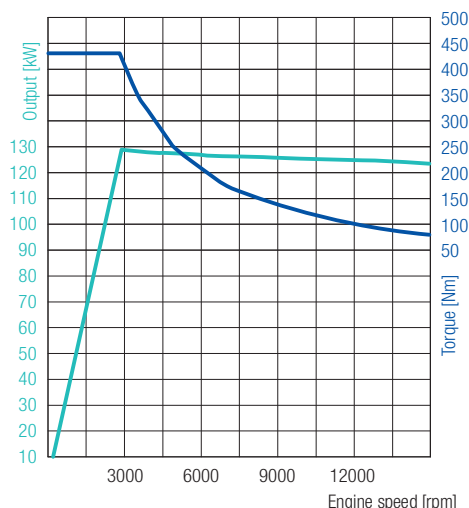
The illustrations may contain accessories and items of optional equipment which are not part of the standard specification. The data sheet may contain product types and support services not available in certain countries.



eCANTER 7C18e RIGHT-HAND DRIVE

MODEL / VEHICLE TYPE		7C18e	
Cab type / crew		Comfort, single cab / 3	
Battery variant		L	
Model variant		84007825	84007925
FUSO model code		FEC7KHRESEU2	FEC7KKRESEU2
DIMENSIONS (MM)			
Wheelbase		4450	4750
Overall length		7191	7741
Cab length		1631	
Width overall		2126	
Cab width		2098	
Height overall		2206–2261	2209–2281
Track width		Front / rear 1665 / 1660	
Frame height (at end of frame)		212	
Ground clearance		270	
Cab to rear axle		3925	4229
Cab to end of frame		5560	6110
Maximum body length ²⁾		6718	7213
Frame width		850	
Front overhang		1146	
Rear overhang		1595	1845
Front axle to front of body		625	
Recommended distance cab to body		100	
WEIGHTS (KG)			
Empty weight ¹⁾		3745	3870
		Front / rear 1985 / 1760	1998 / 1772
Minimum vehicle weight		3940	3965
Gross vehicle weight		7490	
Axle loads ¹⁾		Front / rear 3100 / 5990	
Chassis load bearing capacity ²⁾		3745	3720
DRIVING PERFORMANCE AND AGILITY			
Maximum speed		km/h	89
Minimum turning circle (m)		Kerb to kerb	15.6
		Wall to wall	17.2
			18.0

1) The weight refers to the base vehicle (European series, including high voltage battery, tyre sealant, tools and driver with 75 kg) without optional equipment. If any optional equipment is added, the weight changes accordingly.
 2) Calculated maximum value which should be checked depending on the body and application. Subject to change without notice. All data is approximate.



129 kW (175 hp)
430 Nm

eCANTER 7C18e

RIGHT-HAND DRIVE

ELECTRIC DRIVE

Type	S40		
Peak output / continuous output	129 kW (175 hp) / 110 kW (150 hp)		
Rated torque / continuous torque	430 Nm / 250 Nm		
PTO (optional)	Type	mPTO with pump connection	mPTO with pulley
	Rated torque	222 Nm at 2000 rpm	64 Nm at 7000 rpm
	Continuous power / torque	17 kW / 166 Nm, maximum 2000 rpm	17 kW / 46 Nm, maximum 7000 rpm
	Gear ratio	0.286	–

HIGH VOLTAGE BATTERY

Battery variant	L		
Capacity usable / installed	kWh	116 / 124	
Weight ³⁾	kg	1350	
Range ⁴⁾	km	200	

CHARGING

Connection type / -variants	CCS TYP 2 (AC / DC)		
Maximum charging capacity AC / DC	kW	22 / 104	
Maximum charging time AC ⁵⁾	0–100 %	h:min	6:00
Maximum charging time DC ⁵⁾	20–80 %	h:min	0:39
	5–90 %	h:min	1:16

POWERTRAIN

Climbing ability	20 %
------------------	------

CHASSIS

Front axle / rear axle	Leaf springs / E-axle		
Tyres	205/75 R 17.5		
Wheel	17.5 x 6.00 - 127		
Steering	Right-hand drive	Recirculating ball steering with power assist, tilting telescopic steering column with steering-wheel lock	
Brake	Service brake	Hydraulic with vacuum power assist, dual-circuit with load-dependent brake proportioning valve at rear wheels	
	Front / rear	Disc brake (310 x 40 mm / 314 x 35 mm)	
	Parking brake	Electromechanical brake caliper on rear disc brake	
Suspension	Front / rear	Semi-elliptic leaf springs with shock absorber and stabilizer	
Frame	Type	Ladder-type frame with reinforcements and crossmembers	
Electrical system – low voltage batteries	Series / optional	12 V (80 Ah) / 24 V (80 + 60 Ah)	

3) The specified weight includes both the battery(ies) with 325 kg each and the peripheral installations (cabling, temperature control, protection, etc.).

4) The range depends on various factors such as load, driving style, topography, ambient temperature or weather, battery age, vehicle equipment. The actual range may vary.

The given values for the range were tested with a box body, a load of 50% of the payload, an ambient temperature of 20 °C and an average battery age.

5) The charging time depends on various factors such as the charging capacity of the vehicle and charging station, the battery's state of charge, ambient and battery temperature.

The given values for the charging time were tested under optimum ambient temperature of 20 °C.

The illustrations may contain accessories and items of optional equipment which are not part of the standard specification. The data sheet may contain product types and support services not available in certain countries.